

PROJECT NAME
Fit-out Works – Location

METHOD STATEMENT- DEMOLITION WORKS

Doc. No.: CBS-MS-02

Date: Month/ Year

Prepared By:





| | | |
|--------------------|--|--|
| Client Logo | METHOD STATEMENT DEMOLITION WORKS |  CBS <small>Interior Design & Decoration</small> |
| | Project: Head OFFICE Fit-out Works | |
| CBS -MS-02 | Location: | Date: |

TABLE OF CONTENTS

| | | |
|------|---------------------------------------|---|
| 1. | INTRODUCTION | 3 |
| 2. | GENERAL..... | 3 |
| 2.1. | SUMMARY | 3 |
| 2.2. | SUBMITTALS..... | 3 |
| 2.3. | QUALITY ASSURANCE | 3 |
| 3. | EXECUTION | 3 |
| 3.1. | EXAMINATION OF EXISTING DRAWINGS..... | 3 |
| 3.2. | PROTECTION..... | 4 |
| 3.3. | DEMOLITION REQUIREMENTS..... | 4 |
| 3.4. | DISPOSAL OF MATERIALS | 4 |

| | | |
|--------------------|--|--|
| Client Logo | METHOD STATEMENT DEMOLITION WORKS |  CBS <small>Interior Design & Decoration</small> |
| | Project: Head OFFICE Fit-out Works | |
| CBS -MS-02 | Location: | Date: |

1. INTRODUCTION

This Method Statement describes the specific safe working methods which will be used to carry out the work. It gives details of how the work will be carried out and what health and safety issues and controls are involved.

2. GENERAL

2.1. SUMMARY

- A. Section Includes: All work necessary for the removal and disposal of structures, foundations, piping, equipment and roadways, or any part thereof including masonry, steel, reinforced concrete, plain concrete, electrical facilities, and any other material or equipment shown or specified to be removed.
- B. Basic Procedures and Schedule: Carry out demolition so that adjacent structures, which are to remain, are not endangered. Schedule the work so as not to interfere with the day-to-day operation of the existing facilities. Do not block doorways or passageways in existing facilities.
- C. Additional Requirements: Provide dust control and make provisions for safety.

2.2. SUBMITTALS

- A. Provide all submittals, including the following, as specified in the preliminaries.
- B. Site Inspection: Visit the site and inspect all existing structures. Observe and record any defects that may exist in buildings or structures adjacent to but not directly affected by the demolition work. Provide the Client or representative with a copy of this inspection record and obtain the ENGINEER's and the Client or representative approval prior to commencing the demolition.


2.3. QUALITY ASSURANCE

- A. Limits: Exercise care to break concrete well for removal in reasonably small masses. Where only parts of a structure are to be removed, cut the concrete along limiting lines with a suitable saw so that damage to the remaining structures is held to a minimum.

3. EXECUTION

3.1. EXAMINATION OF EXISTING DRAWINGS

- A. Available drawings of existing structures and equipment will be available for inspection at the office of the ENGINEER.

| | | |
|--------------------|--|---|
| Client Logo | METHOD STATEMENT DEMOLITION WORKS |  |
| | Project: Head OFFICE Fit-out Works | |
| CBS -MS-02 | Location: | Date: |

3.2. PROTECTION

- A. General Safety: Provide warning signs, protective barriers, and warning lights as necessary adjacent to the work as approved or required. Maintain these items during the demolition period.
- B. Existing Services: Undertake no demolition work until all mechanical and electrical services affected by the work have been properly disconnected. Cap, reroute or reconnect interconnecting piping or electrical services that are to remain in service either permanently or temporarily in a manner that will not interfere with the operation of the remaining facilities.
- C. Hazards: Perform testing and air purging where the presence of hazardous chemicals, gases, flammable materials or other dangerous substances is apparent or suspected, and eliminate the hazard before demolition is started.

3.3. DEMOLITION REQUIREMENTS

- A. Explosives: The use of explosives will not be permitted.
- B. Protection: Carefully protect all mechanical and electrical equipment against dust and debris.
- C. Removal: Remove all debris from the structures during demolition and do not allow debris to accumulate in piles.
- D. Abandoned Pipelines: Fill all abandoned pipelines using grout.
- E. Access: Provide safe access to and egress from all working areas at all times with adequate protection from falling material.
- F. Protection: Provide adequate scaffolding, shoring, bracing railings, toe boards and protective covering during demolition to protect personnel and equipment against injury or damage. Cover floor openings not used for material drops with material substantial enough to support any loads placed on it. Properly secure the covers to prevent accidental movement.
- G. Lighting: Provide adequate lighting at all times during demolition.
- H. Closed Areas: Close areas below demolition work to anyone while removal is in progress.
- I. Material Drops: Do not drop any material to any point lying outside the exterior walls of the structure unless the area is effectively protected.
- J. Chemicals: All chemicals used during project construction or furnished for project operation, whether herbicide, pesticide, disinfectant, polymer, reactant or of other classification must be approved by the Client. Use of all such chemicals and disposal of residues shall be in strict conformance with manufacturer's instructions or government regulations as applicable.

3.4. DISPOSAL OF MATERIALS

Final Removal: Remove all debris, rubbish, scrap pieces, equipment, and materials resulting from the demolition. Take title to all demolished materials and remove such items from the site.